

Model Series:

CP-2102

INDUSTRIAL TRASH COMPACTOR

Heavy Duty Stationary Compactor

2 Cu. Yd.



- Dual cylinder design
- 42" x 57.5" clear top opening
- Designed to handle packaging materials, dry wastes and process scraps
- 84 cu.yds/hr volume displacement
- 78,500 lbs. maximum force

Recommended For:

- Business Offices
- ✓ Corrugated Material Only
- Grocery Stores
- Hotels
- Industrial - Light
- ✓ Industrial - Heavy
- ✓ Institutional
- Retail Outlets
- Retail Outlets - Large
- ✓ Transfer Stations
- ✓ Warehouses



The Best Value...

Built Tough.

Built Better.

Built to your Needs.



*Fully enclosed
rear loaded compactor*

*Self-contained mini —
6' overall width with
telescopic side load chute*



*Standard precrusher
compactor*



Saving Money with an SP Compaction System

What is Compaction all About?

Compacting material — garbage/recycling/scrap/ process bi-product — is simply removing the air spaces from the materials and filling voids normally found in open-top containers. For example, a 3' x 3' x 3' corrugated cardboard box takes up 1 cu.yds. of space. When compacted, it becomes a flat sheet (6' x 6' x 1") and takes up a mere 0.11 cu.yds. of space. The idea is to simply remove the air, or unoccupied space, from the material being processed, therefore decreasing size & increasing density!

Bottom Line: Creating high density, reduced volume material is a more efficient and cost-effective method to handle large volumes of material.

Will an SP Compactor Help my Company?

The answer is usually yes.

- Packing more material into a container means fewer trips to the landfill, recycling center, etc. Fewer hauls equals fewer charges.
- Compaction minimizes waste stream material space on your property. For most facilities, space is a premium asset. An SP compactor system occupies less space than the open-top containers it replaces.
- Compaction keeps materials safely undercover and out-of sight — preventing it from becoming windblown debris and a source of pollution, while keeping rodents, scavengers and employees out.
- We won't go so far as to say our compactors are pretty, but they are certainly better looking than the alternative!
- All-in-all, an SP compactor helps maintain a cleaner, more environmentally sound facility that beneficially impacts your employees, your visitors and your company.



Waste Removal/Material Handling/Process Recovery

Why SP Compactors are the Best Value

Construction and Component Quality #1

All compactors on the market may serve the same function and look similar, but an SP Compactor is superior in ways that you can't readily see unless you scrutinize the design, the construction and the component quality. Below is a list of some of the key areas that set SP compactors above the rest:

- Structural Steel Supports versus Formed Steel
- Breaker Bar Rigidity
- Thrust Beam Design
- Compaction Chamber Floor Plate
- Ram Guide System
- Hydraulics
- Electrical Components

For complete details of these features and how they add critical value to compactor design, performance and reliability — and to learn more about the different compactor equipment types and their comparative advantages — call or email us for a PDF copy of our “Stationary Compactors Design Guide”



Service. Service. Service!

- Unrivaled engineering services. We build machines to perform the job you need done, and to last. We have 30 years of exclusive engineering and manufacturing expertise — designing and building compactors for all forms of waste stream materials. Each customer has unique requirements, and we apply our knowledge and skill to provide the best overall cost and performance solution.
- Local availability through our nationwide network of factory-trained dealers and distributors
- Nationwide installation and service
- Best-in-Industry warranty program



SP's full service parts department supplies factory direct parts for quick & reliable distribution.



All standard SP compactors are assembled in jigs to ensure squareness and the highest level of structural integrity.



SP compactors utilize the highest quality components — predominantly from USA suppliers. We also minimize the use of proprietary parts in our designs, particularly wear parts, so that all machine parts are readily available directly from SP Industries or from your local industrial supply store.



CP-2102

Model Design/Performance Overview

		CP-2102
Capacity	Cu. Yds.	2
	Per Hour Cu. Yds	84
Cycle Time	(Seconds)	63
Clear Top Opening	L x W (Inches)	42 x 57.5
Hydraulic Cylinders	(Qty) Bore x Rod x Stroke (Inches)	(2) 5 x 3 x 60
Ram	Penetration (Inches)	16.5
	Face Dimensions W x H (Inches)	59.375 x 25.5
Packing Force (lbs)	Normal	70,700
	Maximum	78,500
Operating Pressure (PSI)	Normal	1800
	Maximum	2000

Construction Specifications

Frame

Floor Plate	3/8" A36 Steel
Floor Supports:	(6) C 3" x 4.1# (1) C 4" x 5.4# (1) C 6" x 13#
Side Plates	1/4" A36 Steel
Support:	(3) C 6" x 8.2#
Breaker Bar:	1-1/2" x 8" Vertical Bar
Weldment:	1" x 4-1/2" Horizontal Bar

Ram

Face Plate:	5/8" A36 steel plate
Floor Plate:	5/8" A36 steel plate
Side Plates:	3/16" A36 steel plate
Top Plate:	1/4" A36 steel plate
Top Supports:	(8) C 4" x 5.4#
Guides:	Three adjustable Nylatron blocks

Power Unit

	Remote
Oil Reservoir:	40 Gal.
Oil Pump:	16 GPM, Continuous Displacement Vane
Motor:	10 HP - 208/230/460V 3-PH

Standard Paint Finish

SP Industries offers a variety of standard paint color at no charge.

Please contact the factory for custom color options.

	
	Yellow
	
Red	Beige
	
Medium Green	Dark Green
	
Medium Brown	Dark Brown
	
Medium Gray	Dark Gray
	
Medium Blue	Dark Blue



2 cu.yd. Industrial Compactors

Standard Features

Remote Power Unit:

- 10' Power Supply Cable & 10' Hydraulic Hoses
- Oil Sight Gauge w/ Thermometer
- Tri-volt 3-Phase Motor
- Key Lock On/Off Switch
- Mushroom Type Maintained Emergency Stop Button
- Green Start Button

Main Control Panel:

- Multi Cycle Timer
- Automatic Safety Retract
- Ram Position Switch
- Auto Manual Toggle Switch
- Full/Jam Automatic Shut-off w/ Indicator Light in Stop Button
- Keyed Jog Controls Mounted in Main Panel

Other Features:

- Removable Top Access Panels
- Ratchet Load Binders

Optional Hoppers, Dog Houses, Chutes, Enclosures & Deck*


- Rear Load Hopper w/ 42" Load Lip
- Rear Load Hopper w/ Interlocked Gate
- Side Load Ground Load Hopper
- Side Load Dock Load Hopper w/ 42" Load Lip
- Rear Load Dog House w/ 1 Door Interlocked
- Side Load Dog House w/ 1 Door Interlocked
- Side Load Dog House w/ 2 Doors Interlocked
- Security Door & Thimble w/ Interlock Switch on 15' Cable
- Side Load Security Chute
- Rear Load Security Chute
- Rear Load Full Enclosure
- Side Load Full Enclosure
- Walk On Deck (750# Capacity) - Up To 84" W
- Drive On Deck (5,000# & 10,000# Capacity) - Up to 96" W
- 18" Deck Extensions
- Safety Hand & Toe Rails
- Solid Side Safety Rails

**Available on all CP-2102 machines*



Both PLC or Timer/Relay controls available.

The Power Unit is a free-standing module separate from the compactor, enabling its location to be optimized for specific installation requirements and operator convenience.



Optional rear load security chute

For complete details of these standard features and how they can add critical value to your compactor design, call or email us for a PDF copy of our "Stationary Compactors Design Guide"



CP-2102

Specialty Optional Equipment and Design Features*

Fabrication Options

- Through Wall Ratchet Binder Assemblies
- Pinning Tunnels - 1 or 2 Tunnels
- Power Unit Weather Shield (Covers Top & Sides)
- Power Unit Cover (Covers Front/Back, Top/Bottom, Sides w/ Door)
- Breaker Bar Teeth
- Glass Wiper
- Wet Pack Options (Includes: Floor Baffle, Raised Legs, Snout Ext.)
- Bar Grate System for High Volume Wood Waste
- Power Unit Saddle
- Side Access Panel(s)

Electrical & Hydraulic Options

- Keyed Pinning/Boost Override System w/Side Mounted Controls
- Main Controls - Mounted on Compactor w/ Cover
- Main Controls - Additional Set Mounted on Compactor w/ Cover
- Main Controls - Additional Set on 10' Remote Cable
- Jog Controls - Remote on 10' Cable
- Jog Controls - Mounted on Compactor
- Code Start System - Mounted in Main Panel
- Code Start System - Mounted on Compactor
- Code Start System - Remote on 10' Cable
- Program Start System
- Photo Eye Start System
- Infrared Start System
- Sonic/Diffuser Start System
- Security Lock Latch System
- Interlock Switch on 10' Cable
- Advance Full Load Indicator
- Flashing Strobe Warning Light
- Oil Pressure Gauge - Color Coded
- Oil Pressure Gauge
- Mounting Bracket w/ 15' Hose for Mounting Oil Pressure Gauge
- Low/Hot Oil Shut Down w/ Indicator Combination
- Thermo Oil Heater
- Oil Cooler
- Biodegradable / Water Soluble Hydraulic Oil
- TEFC Motors
- Upgraded Power Units
- Gas/Diesel Operated Power Unit
- UL Certified Panel
- Auto Dialout Systems

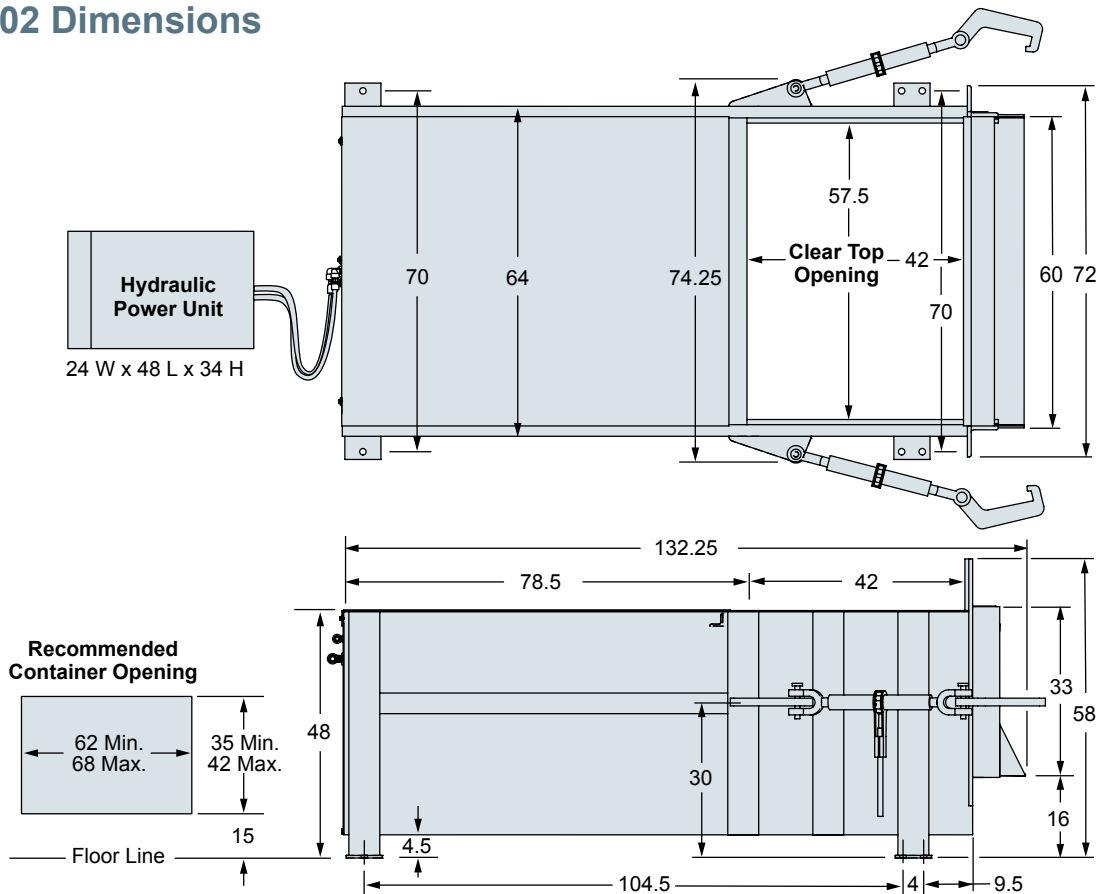
** Not available on all CP-2102 model configurations. Consult factory for availability and to discuss your specific application requirements.*



2 cu.yd. Industrial Compactors

CP-2102 Dimensions

Inches



Dimensions are for reference only. For detailed critical tolerance issues, please consult factory.

Built Tough. Built Better. Built to your Needs.

Working from our extensive range of compactor designs, standard and optional features, and custom engineered solutions, each compactor we build is seamlessly tailored to meet the customer's exact requirements. We are confident that SP Industries compactors offer the best overall cost and performance solution for heavy-duty, long-life compaction and waste handling.

- 30 years engineering and manufacturing expertise
- Local availability through nationwide network of factory-trained dealers and distributors
- Nationwide installation and service
- Best-in-industry warranty program

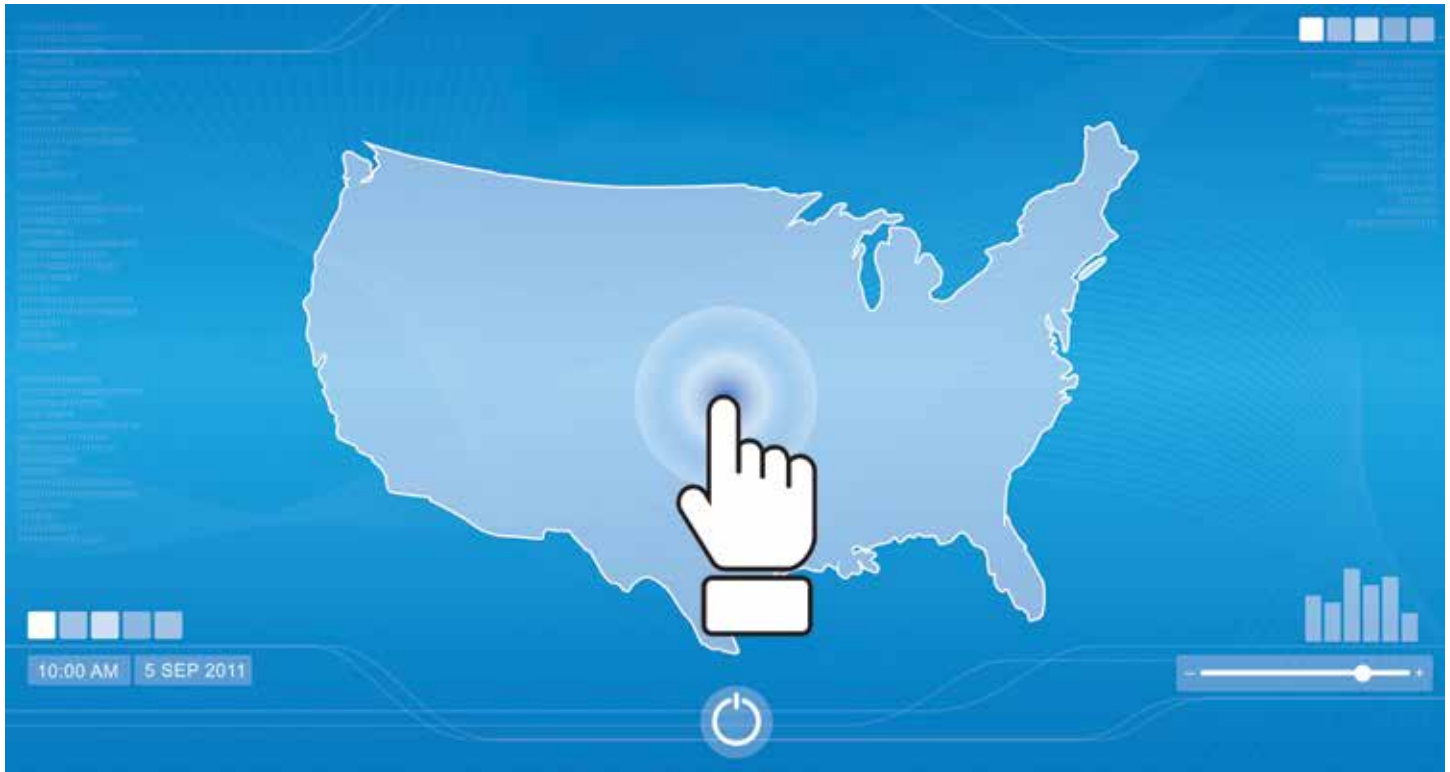


Above: Side loading industrial unit with ground level loading for transfer station application

Left: Industrial unit with extended snout for added container penetration



SP Industries Products & Service Nationwide



“Let Your [Index] Finger do the Walking”

SP Industries products and services are available nationwide from our sales and service staff and our network of authorized factory-trained dealerships.

For more information or to discuss your specific application requirements, click the map above or call our home office 8am-5pm EST.

Our new EM Series are 100% electromechanical:

- Completely eliminate hydraulic fluid and hoses
- Free up floor space
- Eliminate bulky power units
- Provide safer operation with 24-volt control system
- Eliminate the risk of hydraulic fluid contamination



Designed for environmentally conscious institutional, commercial, and industrial work environments, EM Series units require less maintenance, and remove the potential for fires, leaking seals, and other hazards associated with hydraulic systems.

We look forward to helping you with all your waste removal, material handling, process recovery and recycling efforts.



SP Industries designs and manufactures a comprehensive standard line of industrial and commercial grade compactors with precrushers, transfer station equipment and cart dumpers to meet small to large capacity operations.

We also offer a wide variety of specialized systems to handle wet waste, food products, metal scrap collection, fluid recovery, newsprint recycling and other difficult and/or voluminous materials.



2982 22nd Street Hopkins, MI 49328

www.bestcompactors.com

800.592.5959 • 269.793.3232

Email: info@sp-industries.com

Fax: 269.793.7451